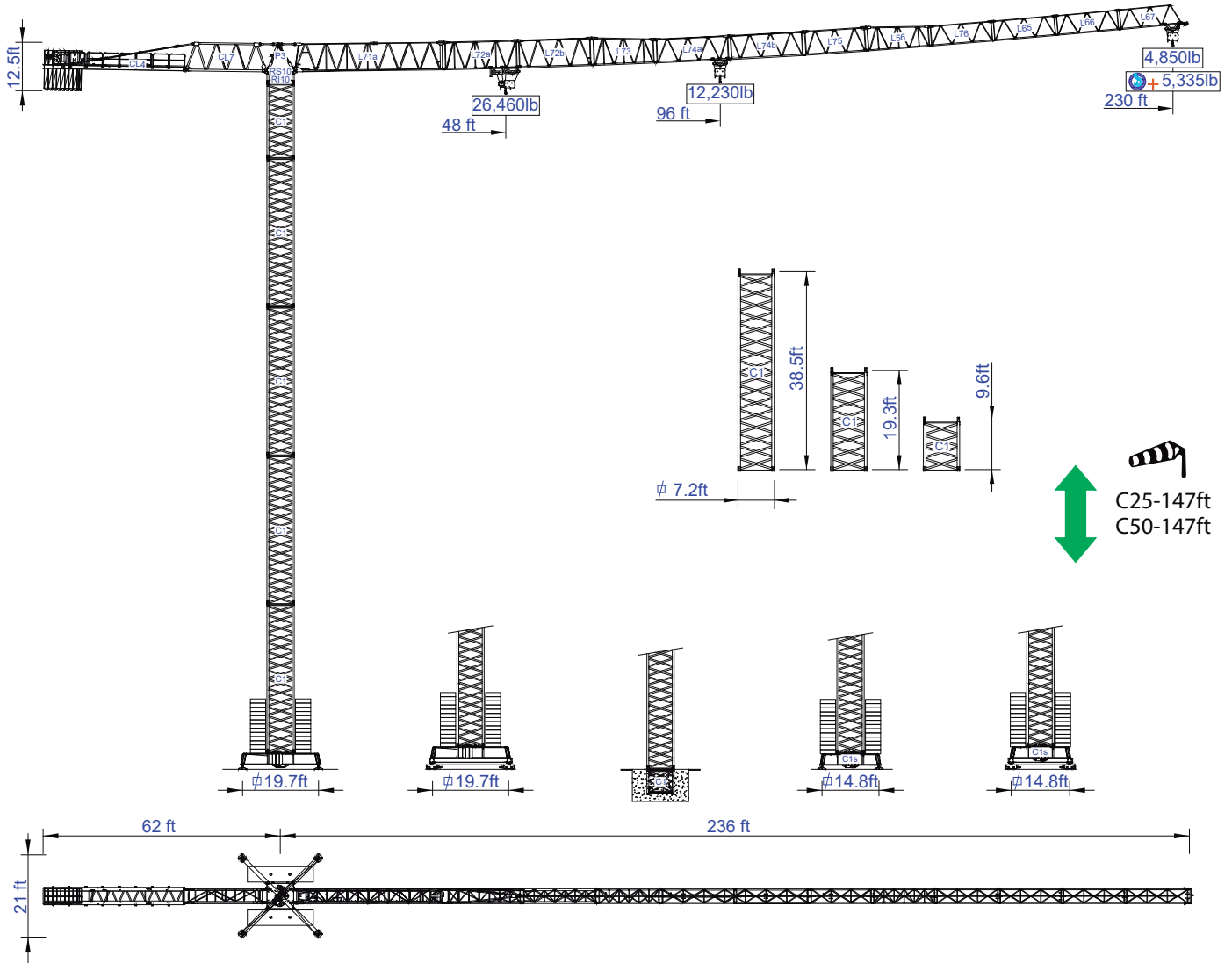




STAFFORD SOIMA TOWER CRANES

SGT 7022TL

Data Sheet
Imperial



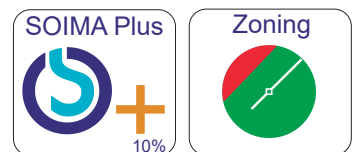
Headquarters

3620 S. 40th Street, Phoenix, AZ, 85040 USA
+1 (480) 993 3302

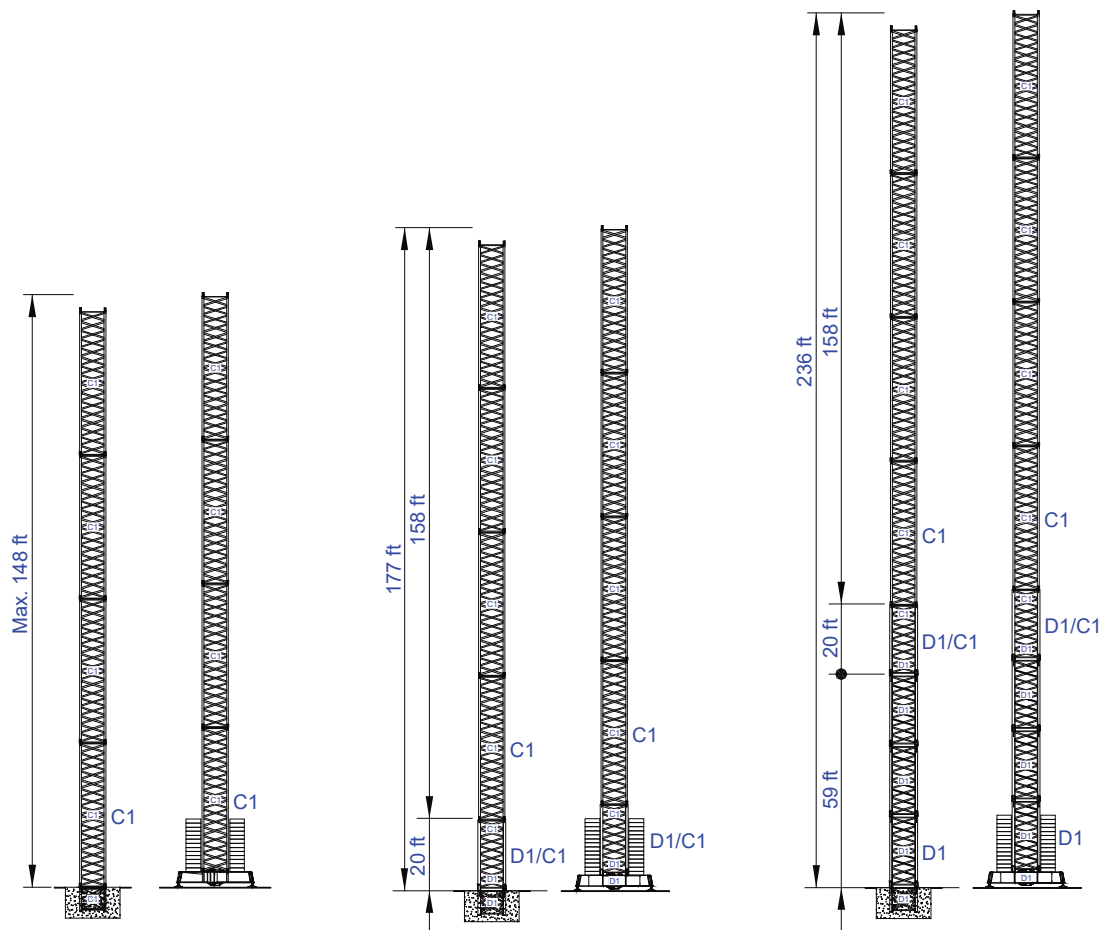
Factory

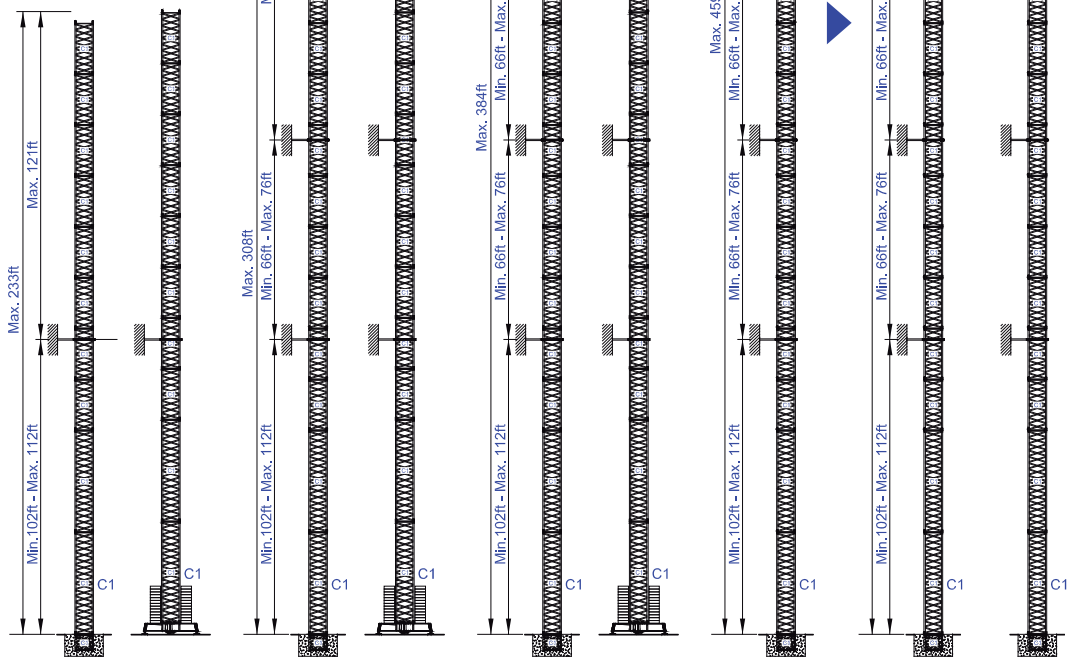
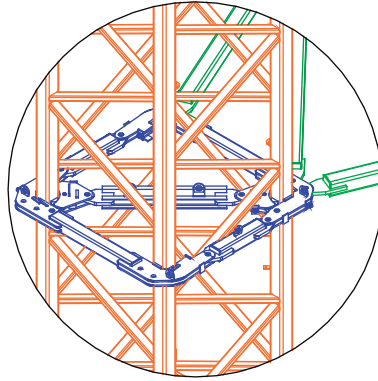
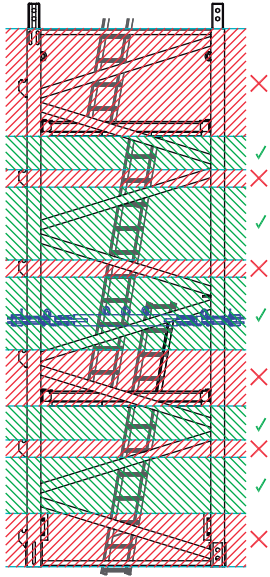
Zona Industrial de Canas de Senhorim - EN 234, 3525-040 Canas de Senhorim - Portugal
+351 232 673 530 info@staffordsoima.com

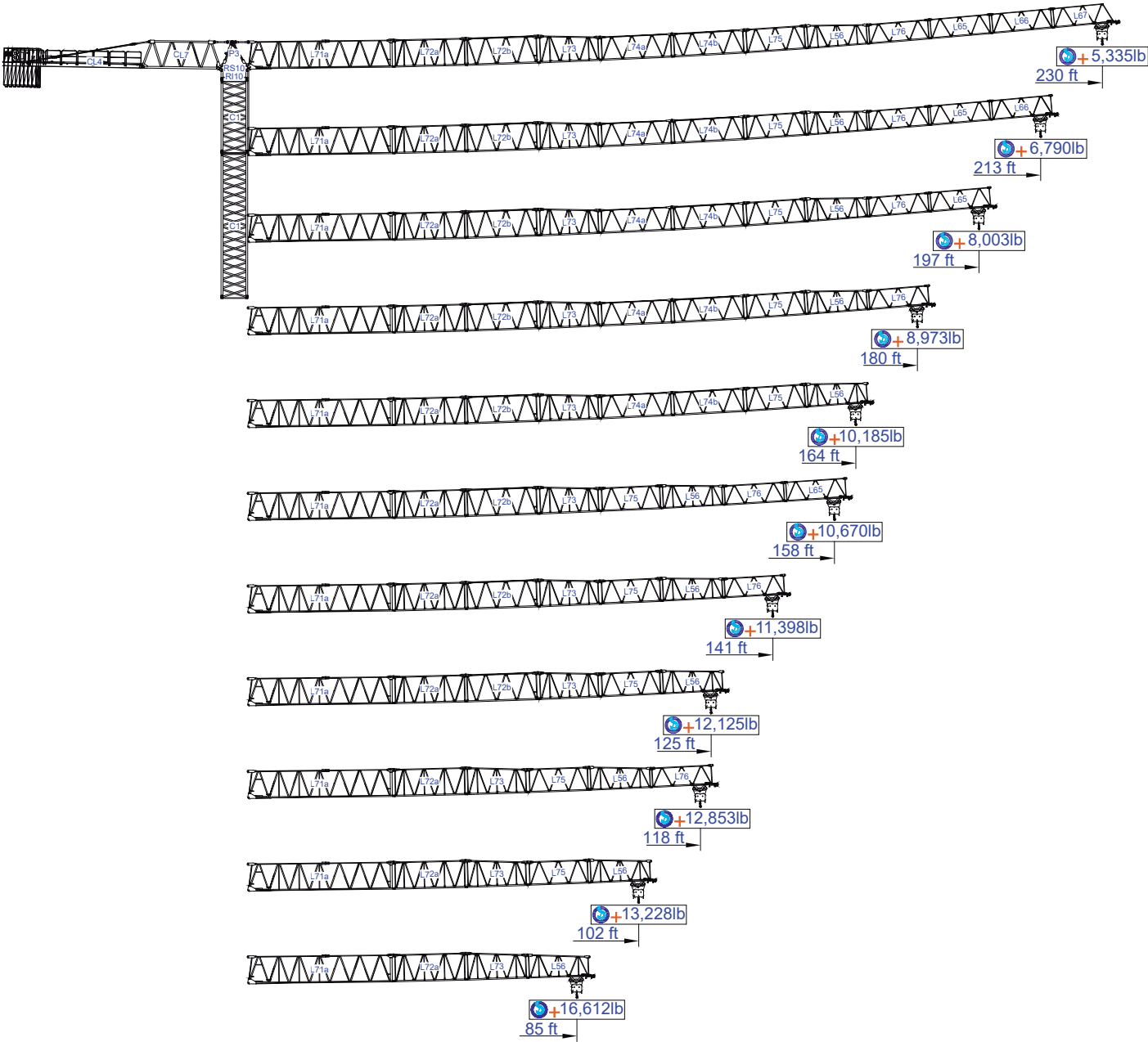
www.staffordsoima.com



Empresa certificada no âmbito da Conceção, Fabrico e Serviço Pós-venda de Gruas Soima e componentes










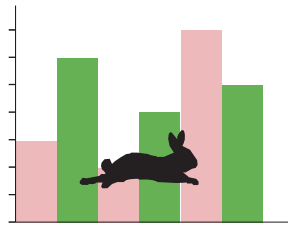







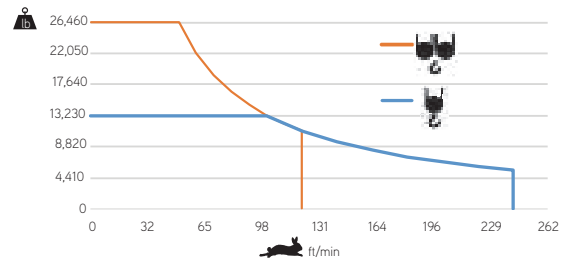
ft	Diagram	Icons		Columns																	ft
		26,460lb	13,230lb	33	49	59	69	85	102	118	125	141	157	164	180	197	213	230			
230	39,683lb 8x4,409lb + 2x2,204lb	48.2	95.5	13,230	13,230	13,230	13,230	13,230	13,230	11,530	10,850	9,460	8,330	7,960	7,120	6,440	5,840	5,340	lb		
				26,460	26,460	23,280	19,640	15,450	12,610	10,560	9,880	8,490	7,360	6,990	6,150	5,470	4,870	4,370			
213	39,683lb 8x4,409lb + 2x2,204lb	54.5	108.3	13,230	13,230	13,230	13,230	13,230	13,230	13,230	12,460	10,890	9,630	9,190	8,250	7,470	6,790				
				26,460	26,460	26,460	22,580	17,840	14,590	12,280	11,490	9,920	8,660	8,220	7,280	6,500	5,820				
197	39,683lb 8x4,409lb + 2x2,204lb	58.1	115.2	13,230	13,230	13,230	13,230	13,230	13,230	13,230	13,230	11,640	10,320	9,850	8,860	8,000					
				26,460	26,460	26,460	24,160	19,090	15,650	13,160	12,370	10,670	9,350	8,880	7,890	7,030					
180	37,479lb 8x4,409lb + 1x2,204lb	58.7	116.5	13,230	13,230	13,230	13,230	13,230	13,230	13,230	13,230	11,820	10,450	9,990	8,970						
				26,460	26,460	26,460	24,490	19,360	15,900	13,380	12,570	10,850	9,480	9,020	8,000						
164	35,274lb 8x4,409lb	59.7	118.8	13,230	13,230	13,230	13,230	13,230	13,230	13,230	13,230	12,060	10,670	10,190							
				26,460	26,460	26,460	24,960	19,730	16,200	13,650	12,810	11,090	9,700	9,220							
157	33,069lb 7x4,409lb + 1x2,204lb	59.7	118.8	13,230	13,230	13,230	13,230	13,230	13,230	13,230	13,230	12,060	10,670								
				26,460	26,460	26,460	24,980	19,780	16,230	13,650	12,830	11,090	9,700								
141	28,660lb 6x4,409lb + 1x2,204lb	56.8	112.9	13,230	13,230	13,230	13,230	13,230	13,230	13,230	13,230	13,050	11,400								
				26,460	26,460	26,460	23,660	18,670	15,300	12,870	12,080	10,430									
125	24,251lb 5x4,409lb + 1x2,204lb	53.1	105.3	13,230	13,230	13,230	13,230	13,230	13,230	13,230	12,870	12,130									
				26,460	26,460	25,970	21,960	17,310	14,150	11,900	11,160										
118	19,842lb 4x4,409lb + 1x2,204lb	53.1	105.3	13,230	13,230	13,230	13,230	13,230	13,230	13,230	12,850										
				26,460	26,460	25,950	21,910	17,280	14,150	11,880											
102	17,637lb 3x4,409lb + 2x2,204lb	51.2	101.7	13,230	13,230	13,230	13,230	13,230	13,230	13,230											
				26,460	26,460	24,960	21,100	16,620	13,580												
85	15,432lb 3x4,409lb + 1x2,204lb	50.2	99.7	13,230	13,230	13,230	13,230	13,230													
				26,460	26,460	23,740	20,040	15,760													


		A (ft)	B (ft)	C (ft)	lb	Code	
L71A		39.27	6.23	9.51	14,881	530 70 22	
L72A		20.29	3.81	7.41	3,086		
L72B		20.32	3.81	7.41	2,513		
L73		17.16	3.81	7.41	1,720		
L74A		20.23	3.81	6.40	1,830		
L74B		20.23	3.81	6.40	1,565		
L75		17.06	3.81	6.40	1,235		
L56		17.06	3.81	6.33	1,168		
L76		16.93	3.81	5.28	882		
L65		16.77	3.81	5.28	794		
L66		16.77	3.81	5.28	661		
L67		16.77	3.81	5.28	661		
RS10 RI10		8.60	7.15	7.05	17,637		
P3		7.97	4.27	2.49	2,800		
CL7		21.23	4.07	7.50	5,732		
CL4		37.41	4.92	1.64	8,818		
CP2		3.81	1.08	10.30	8x4,409 35,274		704 20 00
CP3		3.81	0.54	10.30	2x2,204 4,409		704 10 00
TOTAL					105,666		
C1		39.38	7.15	7.15	9,259	509 12 00	
C1		20.11	7.15	7.15	4,850	509 06 00	
C1		10.48	7.15	7.15	2,646	508 12 03	
C1		10.48	7.38	7.38	2,998	509 06 03	
C1		7.48	7.05	7.05	1,874	509 06 02	
C1		26.67	2.63	4.50	10,141	609 00 02	
		13.78	1.25	4.50	2x6,117 7,496		
TOTAL					17,637		
C1s		21.67	2.63	4.50	7,540	609 00 03	
		10.37	1.25	4.50	2x4,057 8,114		
TOTAL					15,654		



	
	0 a 1 r.p.m. 3x36 ft/lbf
	0 a 196ft/min 5,5 kW
	0 a 32ft/min 2x4 kW

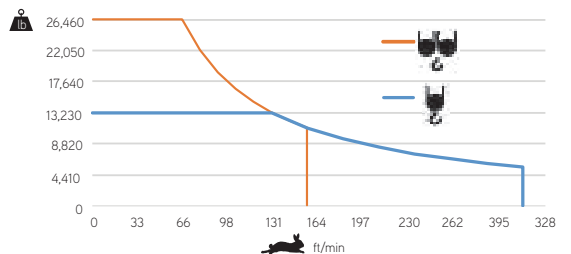



	
	0 a 242 ft/min 0 a 121 ft/min 37 kW






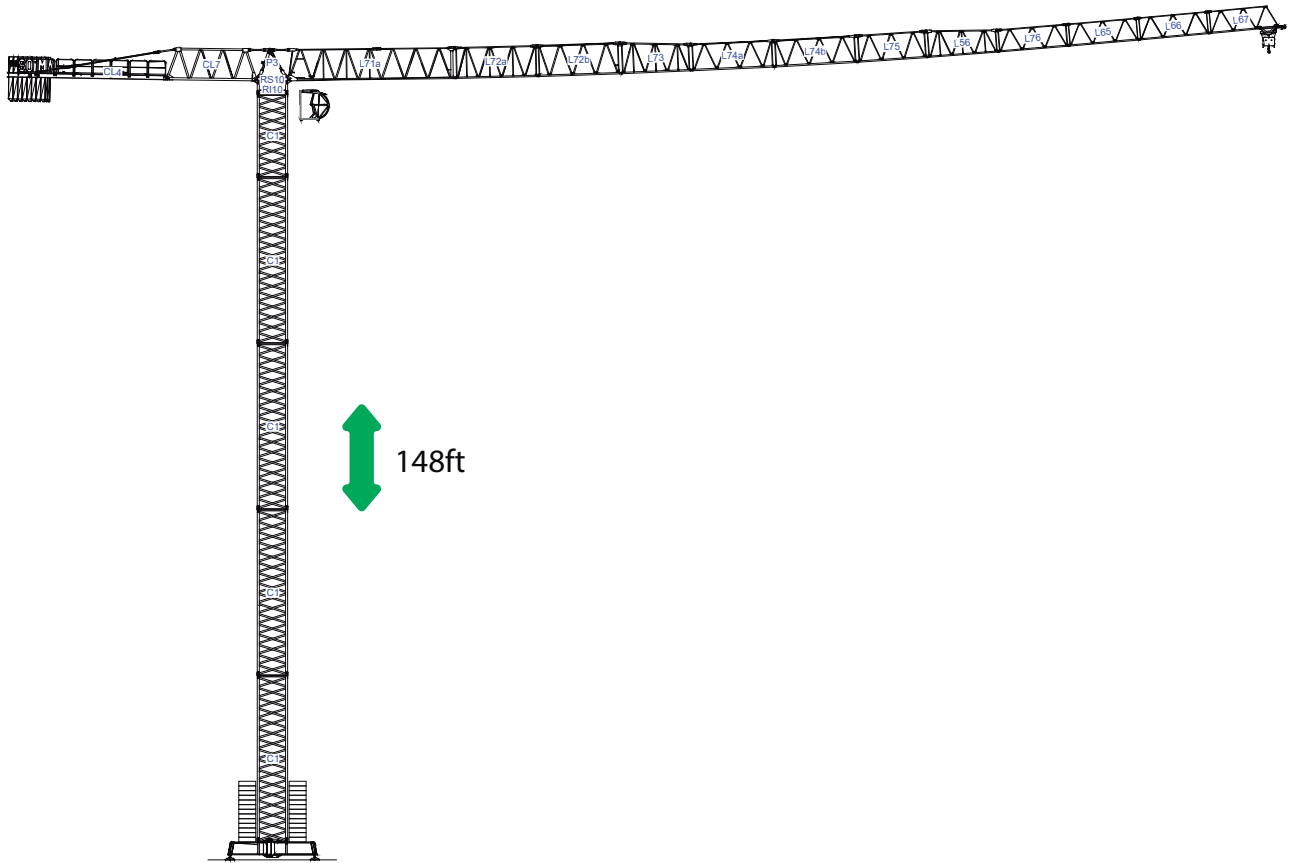
	55 kVA 400 V +- 5% (50/60 Hz)
--	----------------------------------

	
	0 a 312 ft/min 0 a 156 ft/min 45 kW



	65 kVA 400 V +- 5% (50/60 Hz)
--	----------------------------------

Max height of hoist
 (H)Max. 177ft
 (H)Max. 354ft + 




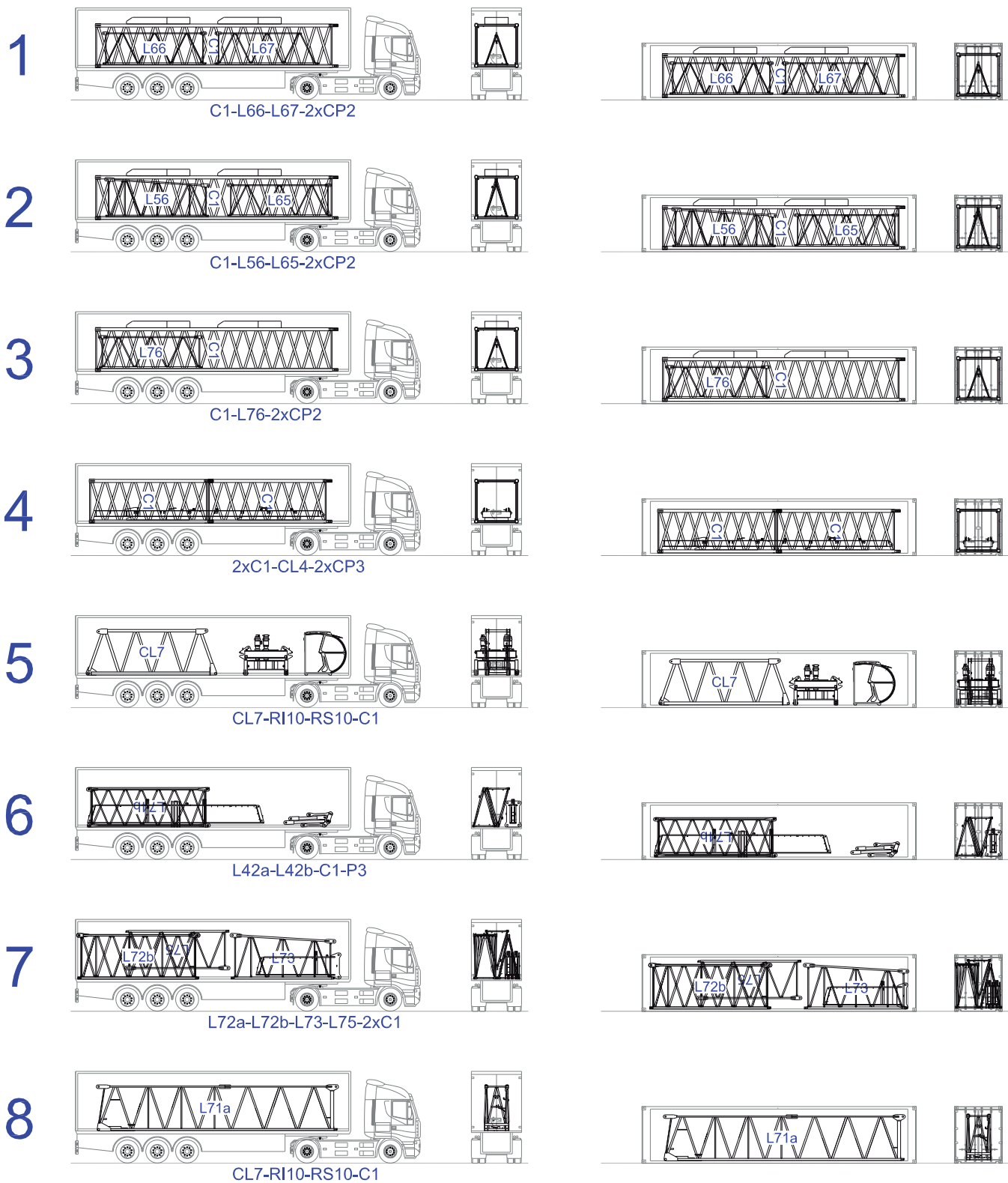
8x




/

8x








STAFFORD SOIMA

TOWER CRANES

STAFFORD SOIMA, SA

Headquarters

 3620 S. 40th Street , Phoenix , AZ, 85040 USA

 +1 (480) 993 3302

Factory

 Zona Industrial de Canas de Senhorim - EN 234, 3525-040 Canas de Senhorim - Portugal

 +351 232 673 530  info@staffordsoima.com

 staffordsoima.com