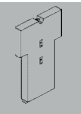


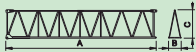


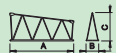

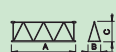




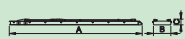


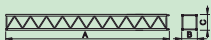




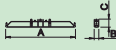

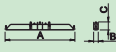








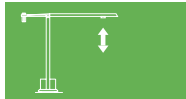


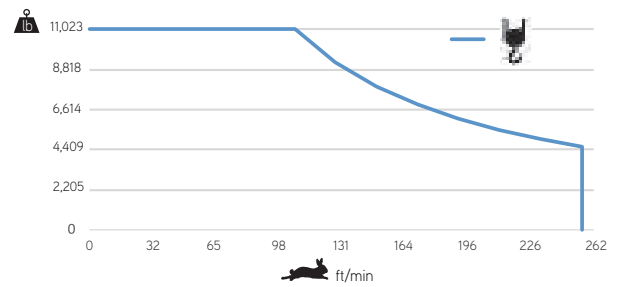
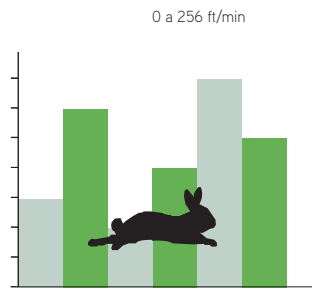



ft				33	49	59	79	98	115	131	148	164	ft
		11,020lb	5,510lb										
164	26,460lb 5x4,410lb + 2x2,205lb	57,8	107,6	5,510	5,510	5,510	5,510	5,510	5,510	4,790	4,150	3,640	lb
				11,020	11,020	11,020	8,640	6,720	5,620	4,790	4,150	3,640	
148	24,255lb 5x4,410lb + 1x2,205lb	58,9	109,5	5,510	5,510	5,510	5,510	5,510	5,510	4,900	4,240		
				11,020	11,020	11,020	8,820	6,860	5,740	4,900	4,240		
131	22,050lb 4x4,410lb + 2x2,205lb	58,4	108,6	5,510	5,510	5,510	5,510	5,510	5,510	4,850			
				11,020	11,020	11,020	8,740	6,790	5,680	4,850			
115	19,845lb 4x4,410lb + 1x2,205lb	59,6	110,9	5,510	5,510	5,510	5,510	5,510	5,510				
				11,020	11,020	11,020	8,940	6,950	5,820				
98	17,640lb 3x4,410lb + 2x2,205lb	62,0	115,4	5,510	5,510	5,510	5,510	5,510					
				11,020	11,020	11,020	9,340	7,280					
79	13,230lb 2x4,410lb + 2x2,205lb	58,3	108,6	5,510	5,510	5,510	5,510						
				11,020	11,020	11,020	8,730						
		ft											

			A (ft)	B (ft)	C (ft)	lb(±5%)
Jib		L55	39.21	3.97	8.53	6,834
		L56	17.06	3.81	6.33	1,301
		L52	17.06	3.81	5.41	1,179
		L53	17.06	3.81	5.41	1,124
		L42b	19.95	3.81	3.97	1,146
		L42c	16.99	3.81	3.97	816
		L43	16.73	3.81	3.97	2x573 1,146
		L45a	6.89	3.81	3.97	265
Head turntable		RS6 RI5	7.38	4.43	6.73	5,820
		P1	5.45	4.00	5.64	1,587
Counter-jib		CL12	39.38	4.10	1.84	5,644
Counterweight		CP2	3.81	1.08	10.30	8x4,409 22,046
		CP3	3.81	0.54	10.30	2x2,204 4,409
Tower section		A5	39.33	3.81	3.81	6,790
		A5	19.93	3.81	3.81	3,660
		A5	10.24	3.81	3.81	2,183
Climbing tower section		A5	10.14	4.54	4.54	2,293
Foundation anchor		A5	4.18	3.81	3.81	992
Base Chassis		A5	18.15	1.64	2.69	2,756
			7.45	1.18	2.69	2x2,161 2,800
TOTAL						5,556
Base Chassis		A5s	13.49	1.64	2.69	3,77
			6.41	1.18	2.69	2x1,279 2,557
TOTAL						5,093




	
	0 a 1 r.p.m. 2x29 ft/lbf
	0 a 196 ft/min 3 kW
	0 a 49 ft/min 2x3 kW

	
	0 a 256 ft/min 30 kW

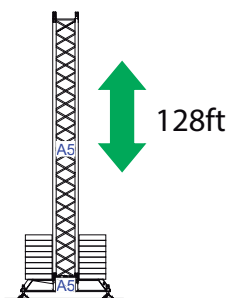

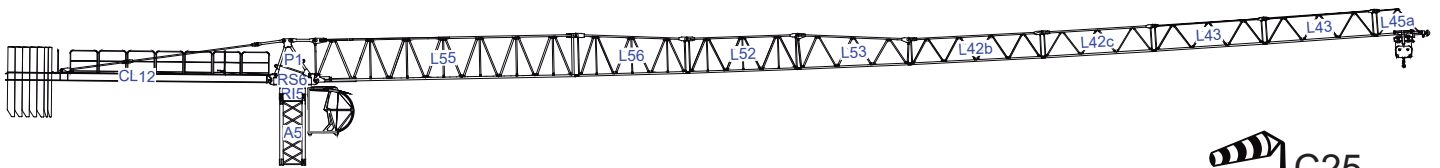







	55 kVA
	400 V +- 5% (50/60 Hz)



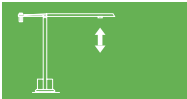
Max height of hoist

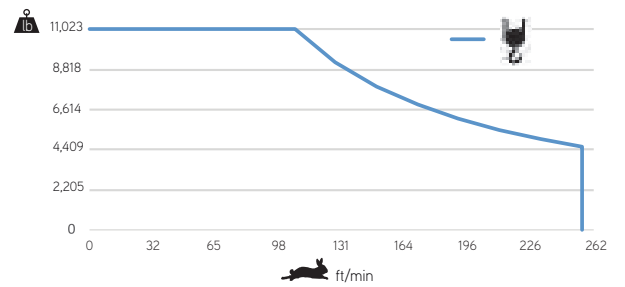
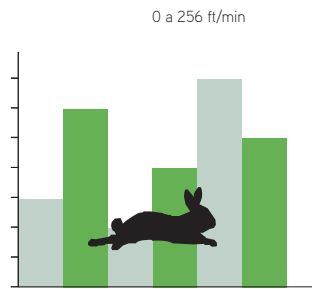
 (H) Max. 433ft +  


Transport






	
	0 a 1 r.p.m. 2x29 ft/lbf
	0 a 196 ft/min 3 kW
	0 a 49 ft/min 2x3 kW

	
	0 a 256 ft/min 30 kW

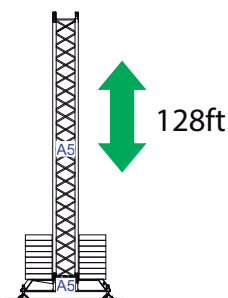

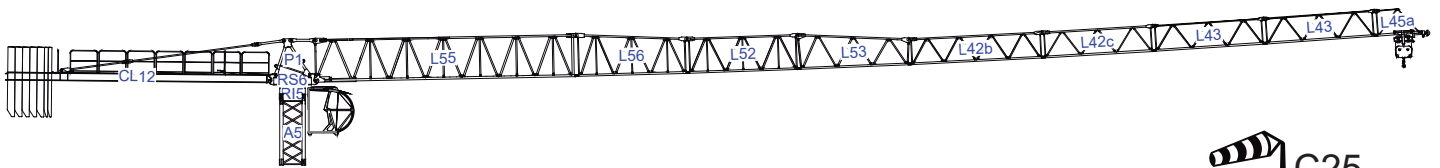



	55 kVA
	400 V +- 5% (50/60 Hz)

Max height of hoist

 (H) Max. 433ft +  

Transport






STAFFORD SOIMA

TOWER CRANES

STAFFORD SOIMA, SA

Headquarters

 3620 S. 40th Street , Phoenix , AZ, 85040 USA

 +1 (480) 993 3302

Factory

 Zona Industrial de Canas de Senhorim - EN 234, 3525-040 Canas de Senhorim - Portugal

 +351 232 673 530  info@staffordsoima.com

 staffordsoima.com