

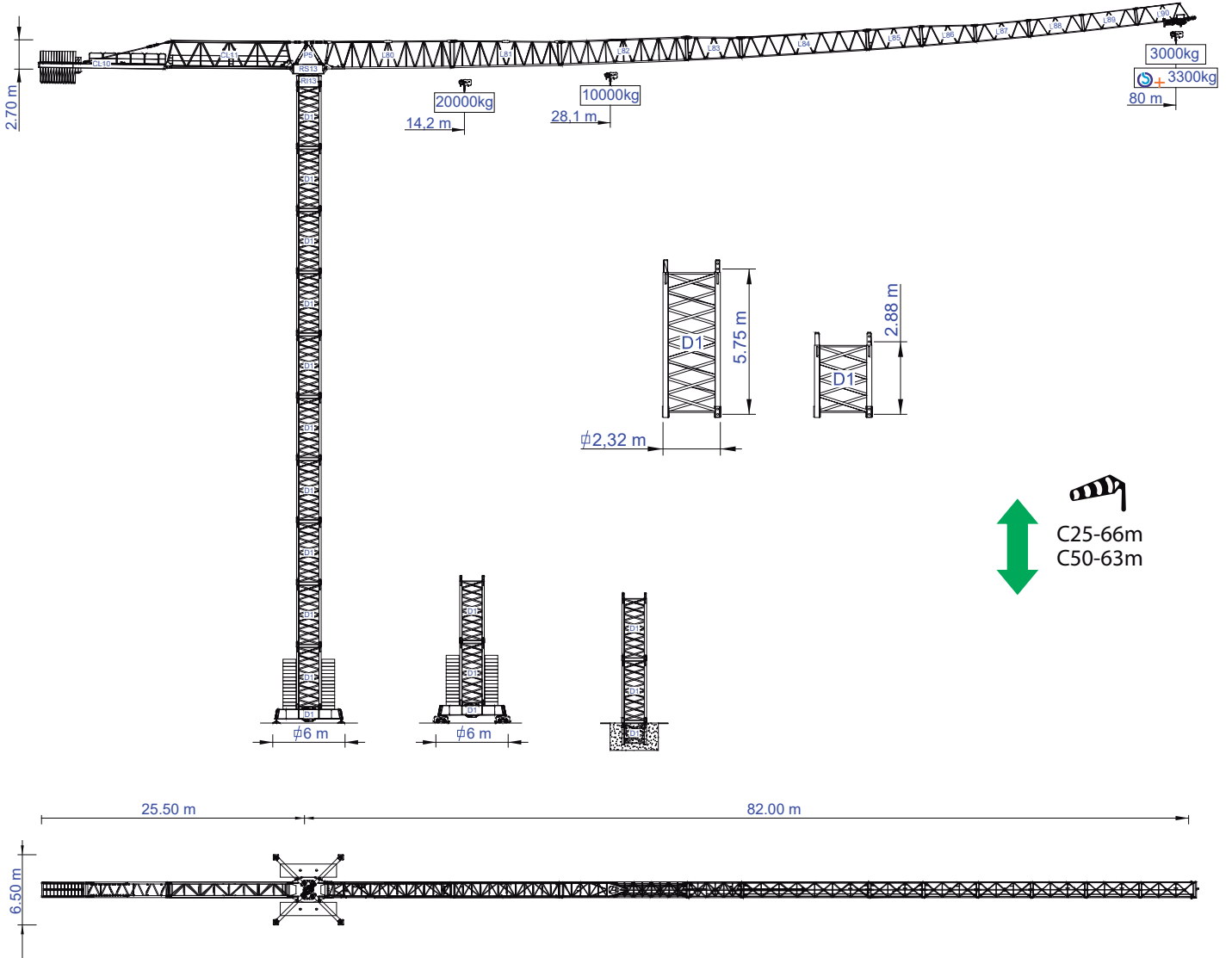


STAFFORD SOIMA

TOWER CRANES

SGT 8030TL

Data Sheet / Catalogo / Fiche Technique / Scheda Dati / Dentenblatt / техническая спецификация
 Metric / Métrico / Métrique / Metrico / Metrisch / метрика



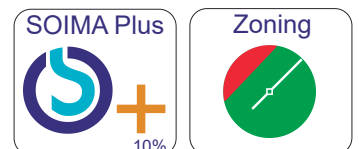
Headquarters

3620 S. 40th Street, Phoenix, AZ, 85040 USA
 +1 (480) 993 3302

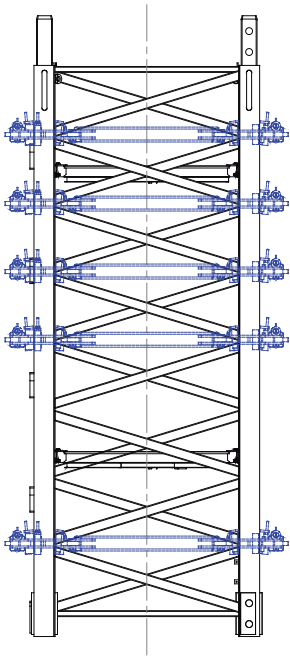
Factory

Zona Industrial de Canas de Senhorim - EN 234, 3525-040 Canas de Senhorim - Portugal
 +351 232 673 530 info@staffordsoima.com

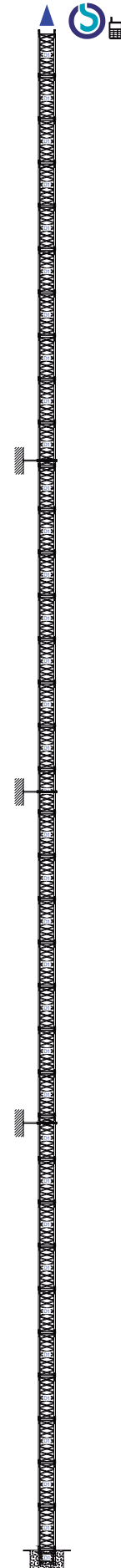
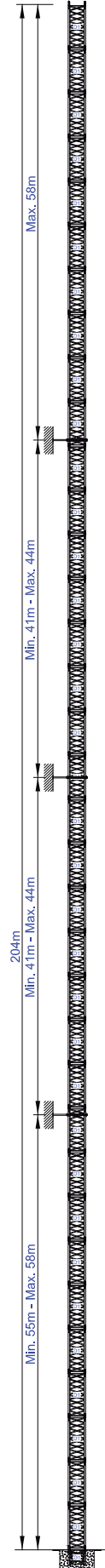
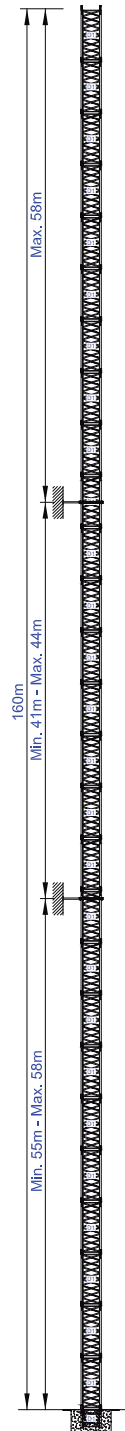
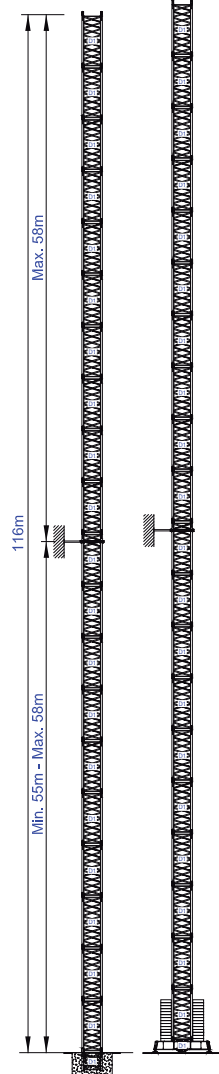
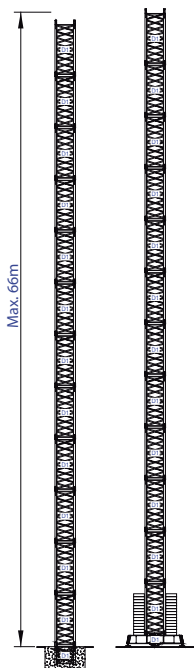
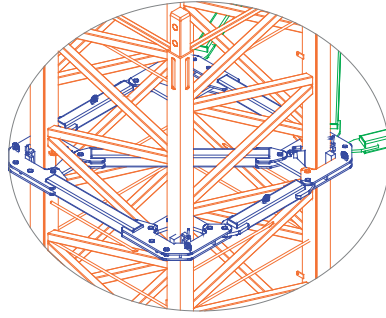
www.staffordsoima.com







Empresa certificada no âmbito da Concepção e Fabrico de Gruas Soima



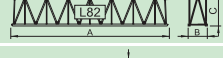

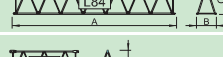

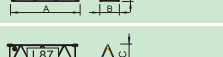
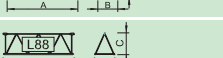
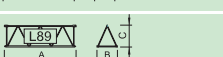


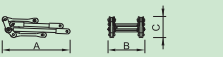


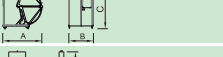




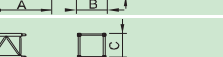

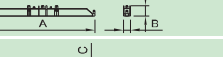
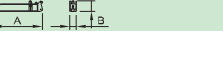
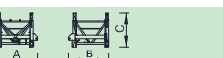







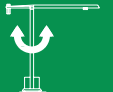

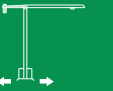
More options
 







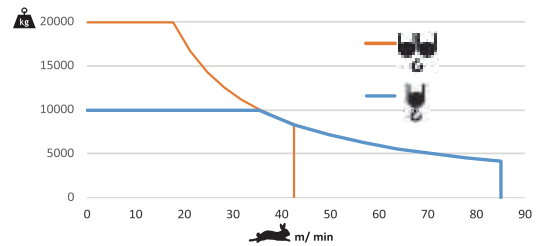
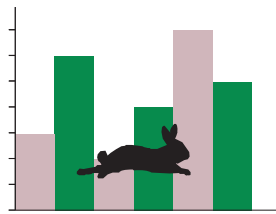



m																					m
		20t	10t	10	15	18	23	28	33	38	43	48	50	55	60	65	70	75	80	t	
80	28 t 13x2+2x1 t	14,2	28,1	20,00	18,90	13,80	10,80	10,00	8,40	7,20	6,30	5,50	5,30	4,70	4,30	3,90	3,50	3,30	3,00	3,00	
				20,00	20,00	15,20	11,90	10,00	9,20	7,90	6,90	6,10	5,80	5,20	4,70	4,30	3,90	3,60	3,60	3,30	3,30
75	28 t 13x2+2x1 t	15,4	30,6	20,00	20,00	15,10	11,80	10,40	9,20	7,90	6,90	6,10	5,80	5,20	4,70	4,30	3,90	3,60			
				20,00	20,00	16,60	13,00	11,40	10,00	8,70	7,60	6,70	6,40	5,70	5,20	4,70	4,30	3,90	3,60	4,00	4,00
70	28 t 13x2+2x1 t	16,7	33,1	20,00	20,00	16,50	12,90	11,40	10,00	8,60	7,50	6,60	6,30	5,70	5,20	4,70	4,30				
				20,00	20,00	18,20	14,20	12,50	10,00	9,50	8,30	7,30	6,90	6,30	5,70	5,20	4,70	4,70	4,70	4,70	4,70
65	27 t 13x2+1x1 t	17,9	35,5	20,00	20,00	17,80	13,90	12,30	10,20	9,30	8,10	7,20	6,90	6,20	5,60	5,10					
				20,00	20,00	19,60	15,30	13,50	11,20	10,00	8,90	7,90	7,60	6,80	6,30	5,60	5,60	5,60	5,60	5,60	5,60
60	26t 13x2 t	19,1	37,8	20,00	20,00	19,00	14,90	13,20	11,00	9,90	8,70	7,70	7,40	6,60	6,00						
				20,00	20,00	20,00	16,40	14,50	12,10	10,00	9,00	8,50	8,10	7,30	6,60	6,60	6,60	6,60	6,60	6,60	6,60
55	24 t 11x2+2x1 t	18,8	37,2	20,00	20,00	18,70	14,70	12,90	10,80	9,80	8,50	7,60	7,20	6,50							
				20,00	20,00	20,00	16,20	14,20	11,90	10,00	9,40	8,40	7,90	7,20	7,20	7,20	7,20	7,20	7,20	7,20	7,20
50	22 t 10x2+2x1 t	18,2	36,1	20,00	20,00	18,10	14,20	12,50	10,40	9,50	8,30	7,30	7,00								
				20,00	20,00	19,90	15,60	13,80	11,40	10,00	9,10	8,00	7,30	7,00	7,00	7,00	7,00	7,00	7,00	7,00	7,00
48	21 t 10x2+1x1 t	18,8	37,3	20,00	20,00	18,80	14,70	13,00	10,80	9,80	8,60	7,60									
				20,00	20,00	20,00	16,20	14,30	11,90	10,00	9,50	8,40	7,60	7,60	7,60	7,60	7,60	7,60	7,60	7,60	7,60
43	19 t 9x2+1x1 t	18,9	37,4	20,00	20,00	18,80	14,80	13,00	10,90	9,80	8,60										
				20,00	20,00	20,00	16,30	14,30	12,00	10,00	9,50	8,50	7,60	7,60	7,60	7,60	7,60	7,60	7,60	7,60	7,60
38	18 t 9x2 t	18,5	36,6	20,00	20,00	18,40	14,40	12,70	10,60	9,60											
				20,00	20,00	20,00	15,80	14,00	11,70	10,00	9,60	9,60	9,60	9,60	9,60	9,60	9,60	9,60	9,60	9,60	9,60

		A (mm)	B (mm)	C (mm)	kg	
Jib / Lança / Fleche / Braccio / Ausleger / кливер		L80	11825	1540	2410	10100
		L81	10185	1460	2566	3700
		L82	12000	1460	2275	3700
		L83	5275	1460	2230	1300
		L84	11970	1460	1950	2200
		L85	5210	1460	1945	800
		L86	5190	1460	1920	650
		L87	5190	1460	1610	520
		L88	5120	1460	1595	400
		L89	5140	1460	1590	350
		L90	5070	1460	1590	400
	Head turntable / Cabeçote / Pivot / Testa giradischi / Kopfplattenspieler		RS13 RI13	3430	2200	2310
		P5	3400	1450	1160	2000
Counter-jib / Contra lança / Contre-fleche		CL11	11935	1450	2425	6200
		CL10	11945	1430	675	2800
Cabin / Cabine / Kabine / кабина		CB3	2030	2160	1900	750
Counterweight / Contrapeso / Contrepoids / Gegengewicht / Противовес		CP4	1600	250	1570	13x2000 26000
		CP5	1600	250	2950	2x1000 2000
Tower section / torre / Coupe tour / Sezione torre / Turmabschnitt / Секция башни		D1	6245	2322	2322	4550
		D1	3365	2322	2322	2580
		D1	2500	2322	2322	2000
Foundation anchor / Tramo encastrar /		D1	8725	800	1600	5500
		D1	4200	380	1600	2x2775 5550
11050						
Climbing tower section Climbing cage		TL1	2846	2584	2300	2665
		TL2	11960	310	2560	3650
		TL3	11960	240	2560	2x2035 4070
		TL4	4740	270	2560	1500





		
	0 a 1 r.p.m.	4x6,5 daN.m
	0 a 60 m/min	11 kW
	0-10 m/min	4x5,5 kW



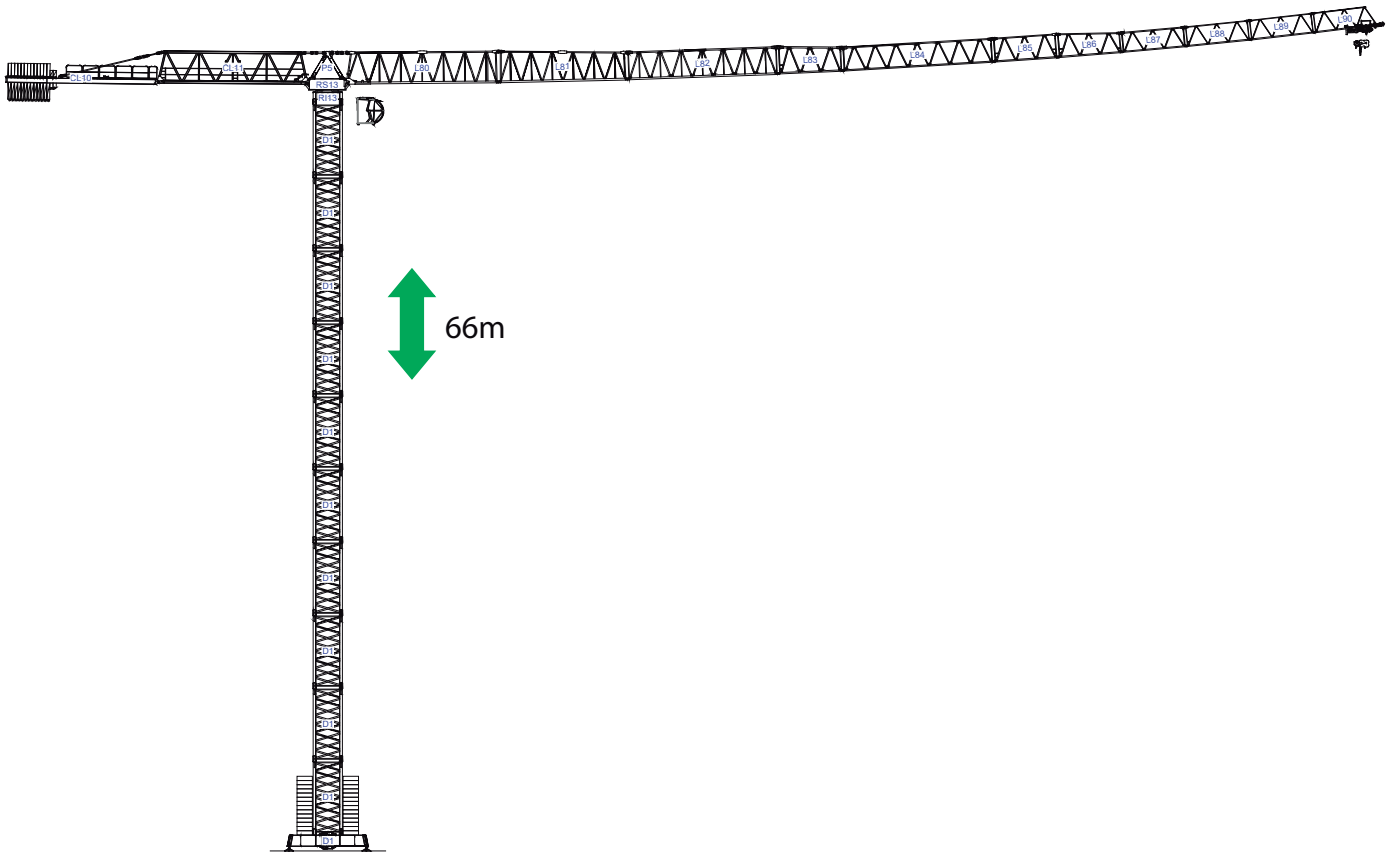
		
	0 a 85 m/min	75 kW
	0 a 42,5 m/min	



	140 kVA
	400 V +- 5% (50/60 Hz)

Max height of hoist

  (H)Max. 82m
 (H)Max. 164m + 



40' High Cube

