STAFFORD SOIMA
TOWER CRANES

SGT 6220-16LTL

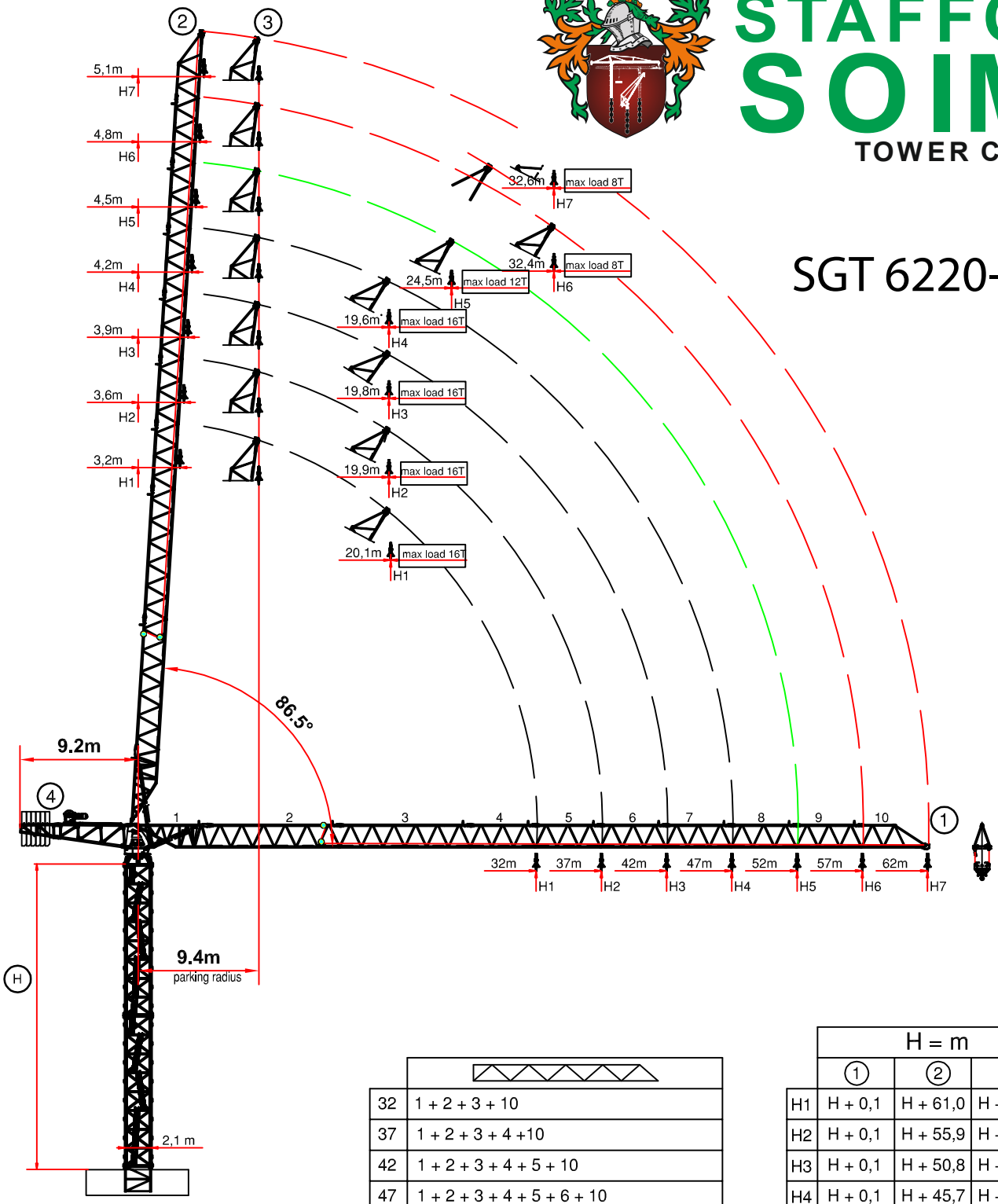

32	1 + 2 + 3 + 10
37	1 + 2 + 3 + 4 +10
42	1 + 2 + 3 + 4 + 5 + 10
47	1 + 2 + 3 + 4 + 5 + 6 + 10
52	1 + 2 + 3 + 4 + 5 + 6 + 7 +10
57	1 + 2 + 3 + 4 + 5 + 6 + 7 + 8 + 10
62	1 + 2 + 3 + 4 + 5 + 6 + 7 + 8 + 9 + 10

	H = m		
	1	2	3
H1	H + 0,1	H + 61,0	H + 60,5
H2	H + 0,1	H + 55,9	H + 55,5
H3	H + 0,1	H + 50,8	H + 50,3
H4	H + 0,1	H + 45,7	H + 45,2
H5	H + 0,1	H + 40,6	H + 40,1
H6	H + 0,1	H + 35,6	H + 35,1
H7	H + 0,1	H + 30,5	H + 30,0

1 Sbraccio massimo - Portée maxi - Pluma maxima - Maximum jib - Max. Ausleger

2 Sbraccio min. in servizio - Portée min. in service - Pluma min. en servicio - Minimum jib (in service) - Mindst. Ausleger in Betrieb

3 Sbraccio min. fuori servizio - Portée min. hors service - Pluma min. fuera de servicio - Minimum jib (out of service) - Mindst. Ausleger ausser Betrieb

4 contro freccia fissa - contre-fléche fixe - contra-pluma fija - non rotating counterweights - Getriebebühne fester

H Altezza torre - Hauteur mât - Altura torre - Tower height - Turmhöhe

SGT 6220-16LTL

DIAGRAMMA DI PORTATA | COURBES DE CHARGES | CURVAS DE CARGAS | LOAD DIAGRAM | LASTKURVEN

JIB LENGHT	OPERATING RADIUS	MAXIMUM LOAD	20	25	32	37	42	47	52	57	62	m
62	5,1 - 32,63 m	8 t	8,00	8,00	8,00	6,50	5,19	4,14	3,30	2,60	2,00	t
57	4,8 - 32,37 m		8,00	8,00	8,00	6,44	5,14	4,12	3,30	2,60	t	
52	4,5 - 24,55 m	12 t	12,00	11,70	8,20	6,50	5,23	4,22	3,40	t		
47	4,2 - 19,55 m	16 t	16,00	10,32	8,00	6,29	5,00	4,00	t			
42	3,9 - 19,84 m		16,00	11,70	8,26	6,50	5,30	t				
37	3,6 - 19,90 m		16,00	11,90	8,40	6,80	t					
32	3,2 - 20,09 m		16,00	10,90	8,80	t						

MECCANISMI | MECANISMES | MECANISMOS | MECHANISMS | ANTRIEBE

	HOISTING			
kW	37		67	
m/min	0-76	2,0 t	0-135	2,0 t
	0-41	4,0 t	0-76	4,0 t
	0-20	8,0 t	0-41	8,0 t
	0-14	12,0 t	0-28	12,0 t
	0-10	16,0 t	0-20	16,0 t

Drum capacity			ROPE
	SF37	600 m	Ø22 kr=472kN
	SF67	600 m	

	LUFFING
kW	37
min	2

	SLEWING
kW	2 x 7,5
rpm/min	0,8

	TRAVELLING
kW	-
m/min	-

Rete elettrica - Réseau - Mains supply - Netzstrom - Red		400V - 50 Hz 460V - 60 Hz
Potenza elettrica installata - Puissance èlectrique installée Installed electric power - antreiben elektrische - Potencia electrica instalada	SF37	90 kW (112kVA)
	SF67	130 kW (163kVA)
Conforme alla direttiva 2000/14/CE sul livello acustico Conforme à la directive 2000/14/CE sur le niveau acoustique In compliance with the 2000/14/CE instruction on noise level Germäss EWG-Richtlinie 2000/14/CE über Schall-Leistungspegel Conforme con la directiva 2000/14/CE sobre el nivel acustico		FEM 1.001-A3

DIN 15018 H1/B3
FEM 1001–A3
EN 14439–C25

SGT 6220-16LTL

LISTA DI SPEDIZIONE | LISTE DE COLISAGE | LISTA DE EMBALAJE | PAKING LIST | PACKLISTE

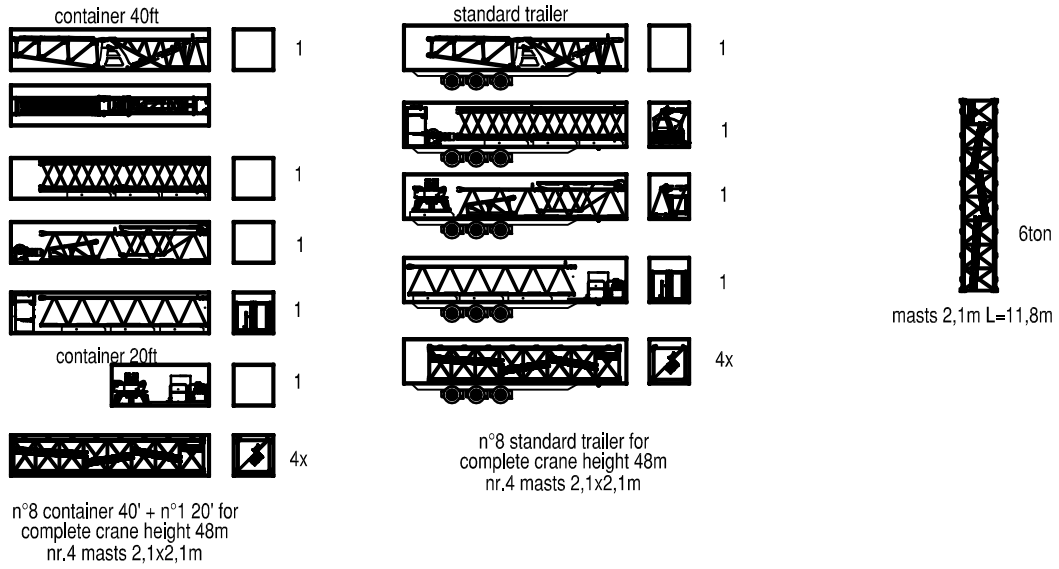

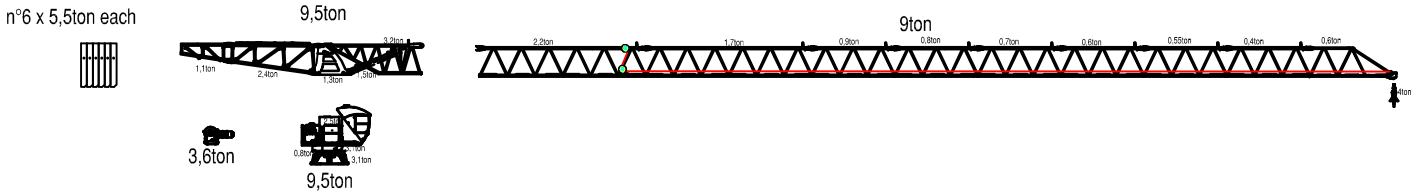

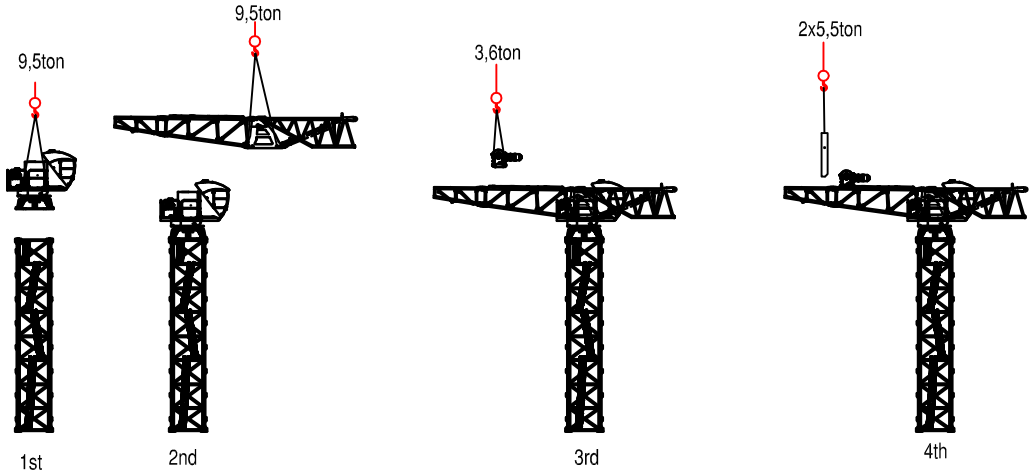

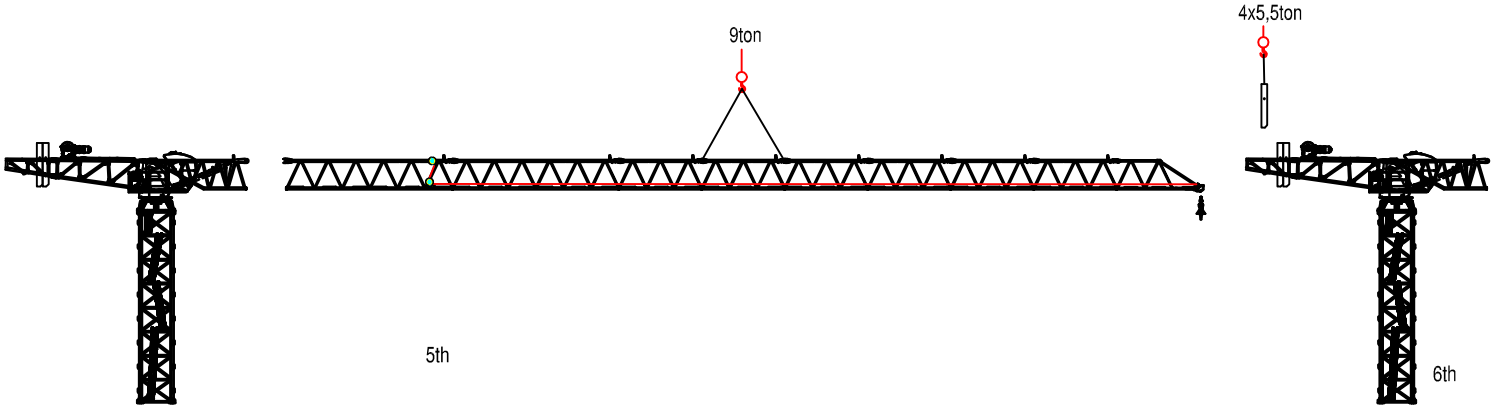

Documento commerciale non contrattuale
Per tutte le Informazioni tecniche riferirsi
alle corrispondenti istruzioni

Document commercial non contractuel
Pour toute information technique référer
à la notice correspondante

This commercial document is not legally
binding. For any technical information, please
refer to the corresponding instructions.

Unverbindliches Vertriebsdokument.
Für technische Informationen, siehe die
entsprechenden Anweisungen.

Documento comercial no contractual
Para cualquier información tecnica,
ver la noticia correspondiente.