

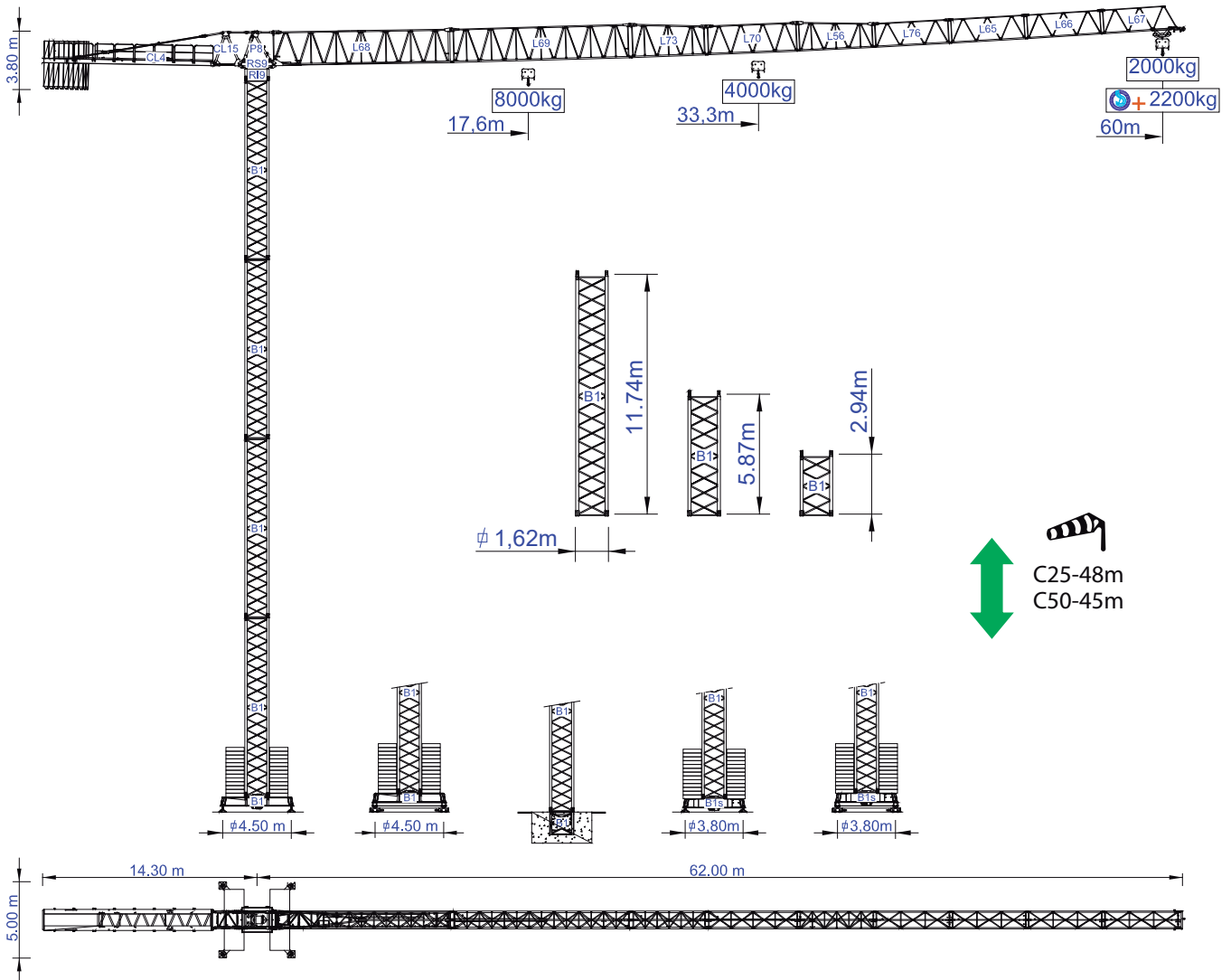


STAFFORD SOIMA

TOWER CRANES

SGT 6020TL

Data Sheet / Catalogo / Fiche Technique / Scheda Dati / Dentenblatt / техническая спецификация
Metric / Métrico / Métrique / Metrico / Metrisch / метрика



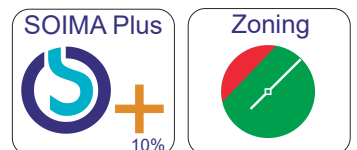
Headquarters

3620 S. 40th Street, Phoenix, AZ, 85040 USA
+1 (480) 993 3302

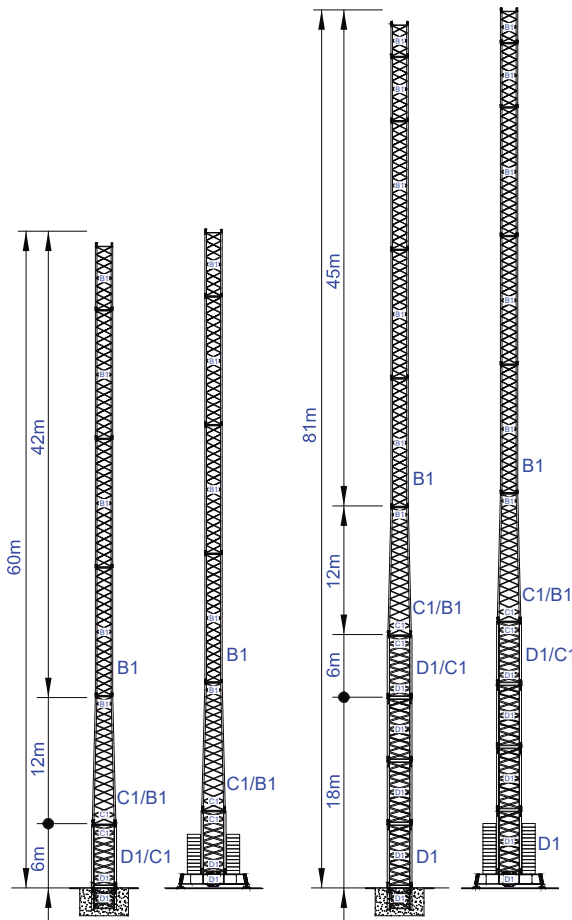
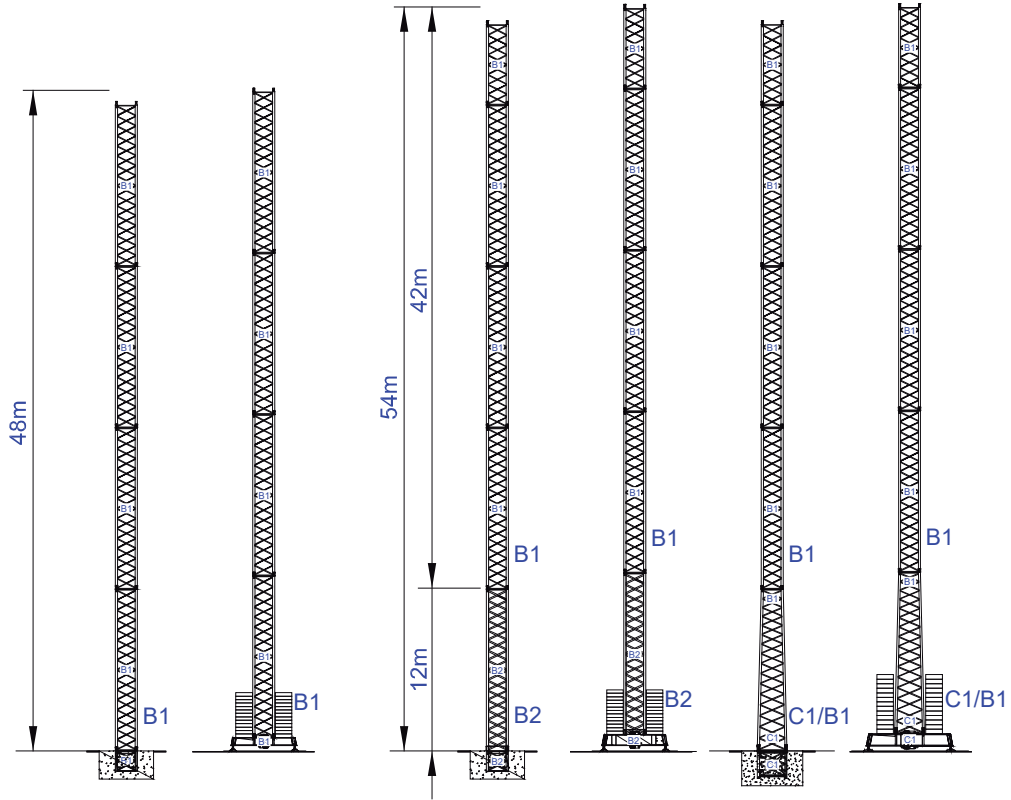
Factory

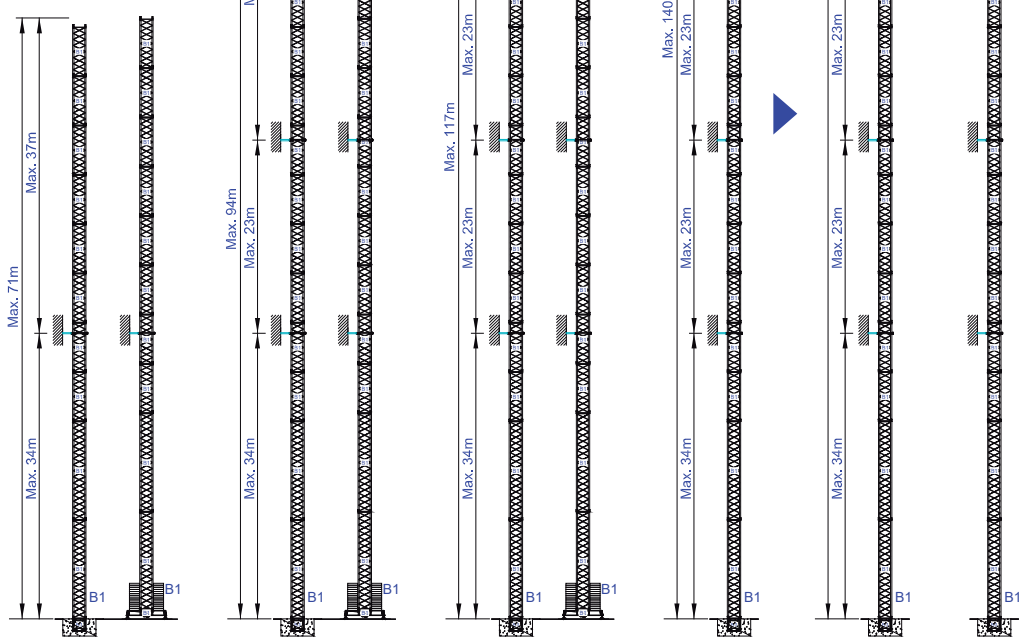
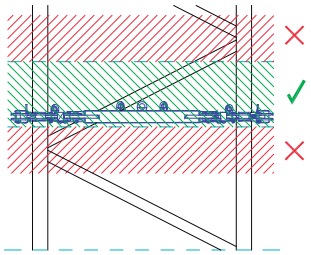
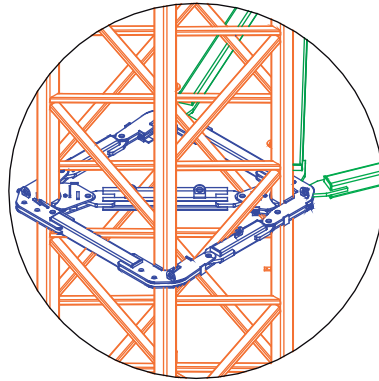
Zona Industrial de Canas de Senhorim - EN 234, 3525-040 Canas de Senhorim - Portugal
+351 232 673 530 info@soima.com

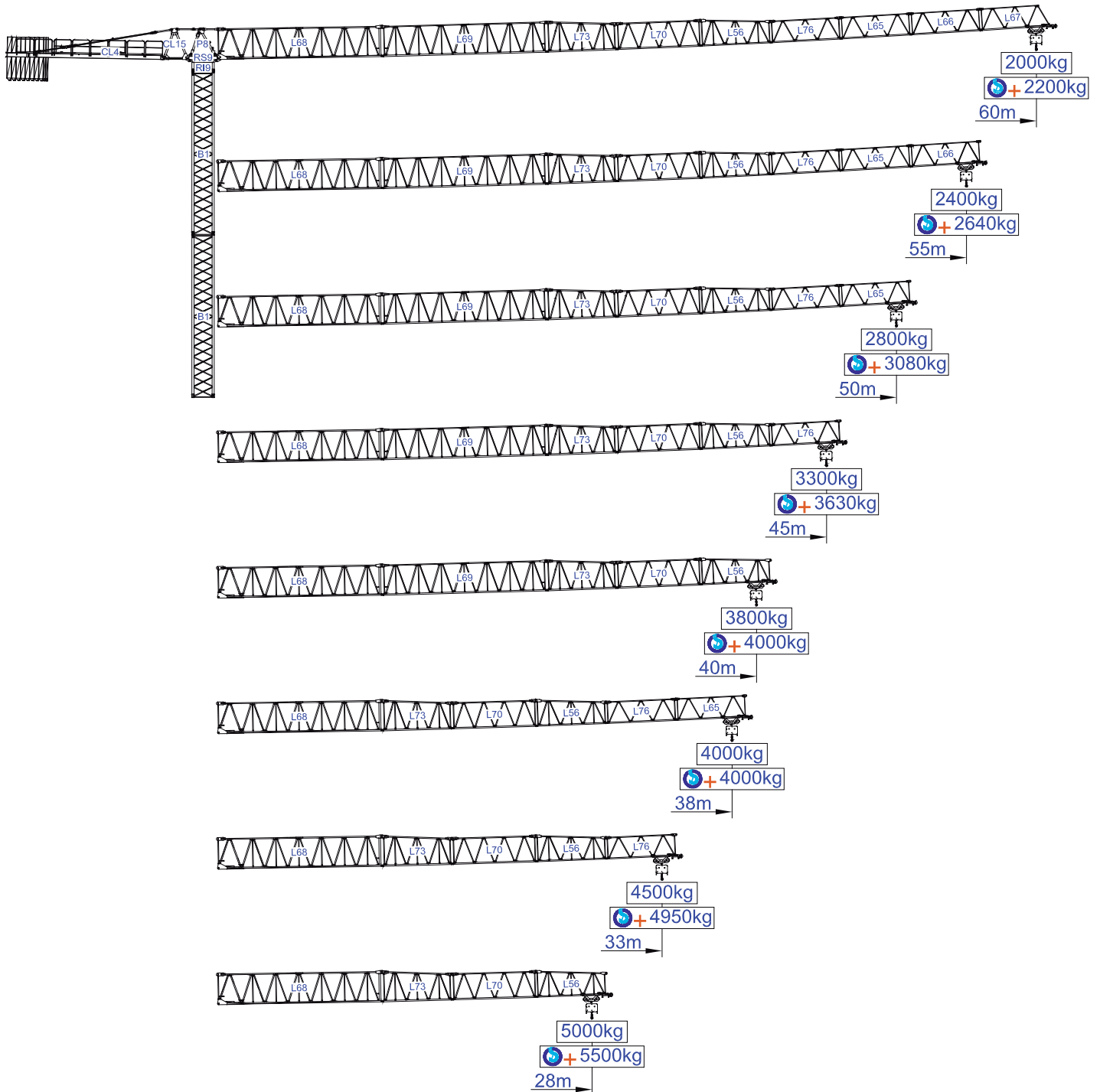
www.staffordsoima.com














Empresa certificada no âmbito da Conceção e Fabrico de Gruas Soima


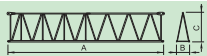



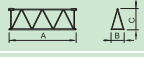



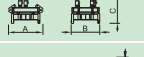



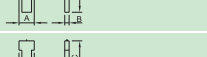



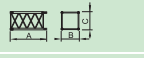
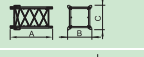




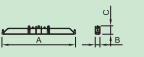
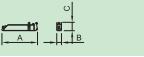










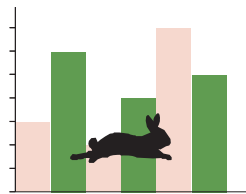





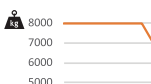
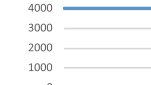
| m |  |  | |  | | | | | | | | | | | | | m |
|----|---|---|------|---|------|------|------|------|---|--|---|---|---|---|---|---|---|
| | | 8t | 4t | 10 | 15 | 18 | 23 | 28 | 33 | 38 | 40 | 45 | 50 | 55 | 60 | | |
| 60 | 18 t 8x2+2x1 t | 17,6 | 33,3 | 8,00 | 8,00 | 7,83 | 6,02 | 4,86 | 4,05 | 3,45 | 3,25 | 2,83 | 2,50 | 2,23 | 2,00 | | |
| | | | | 8,00 | 8,00 | 8,61 | 6,62 | 5,35 | 4,46 | 3,80 | 3,58 | 3,11 | 2,75 | 2,45 | 2,20 |  | |
| 55 | 17 t 8x2+1x1 t | 18,8 | 35,4 | 8,00 | 8,00 | 8,00 | 6,43 | 5,20 | 4,33 | 3,70 | 3,49 | 3,04 | 2,69 | 2,40 | | | |
| | | | | 8,00 | 8,00 | 8,00 | 7,07 | 5,72 | 4,76 | 4,00 | 3,84 | 3,34 | 2,96 | 2,64 |  | | |
| 50 | 17 t 8x2+1x1 t | 19,4 | 36,7 | 8,00 | 8,00 | 8,00 | 6,67 | 5,39 | 4,50 | 3,84 | 3,63 | 3,17 | 2,80 | | | | |
| | | | | 8,00 | 8,00 | 8,00 | 7,34 | 5,93 | 4,95 | 4,00 | 3,99 | 3,49 | 3,08 |  | | | |
| 45 | 16 t 7x2+2x1 t | 20,1 | 38,0 | 8,00 | 8,00 | 8,00 | 6,93 | 5,61 | 4,68 | 4,00 | 3,78 | 3,30 | | | | | |
| | | | | 8,00 | 8,00 | 8,00 | 7,62 | 6,17 | 5,15 | 4,00 | 4,16 | 3,63 |  | | | | |
| 40 | 15 t 7x2+1x1 t | 20,2 | 38,2 | 8,00 | 8,00 | 8,00 | 6,98 | 5,64 | 4,71 | 4,00 | 3,80 | | | | | | |
| | | | | 8,00 | 8,00 | 8,00 | 7,68 | 6,20 | 5,18 | 4,00 | 4,00 |  | | | | | |
| 38 | 13 t 6x2+1x1 t | 20,1 | 38,0 | 8,00 | 8,00 | 8,00 | 6,93 | 5,61 | 4,68 | 4,00 | | | | | | | |
| | | | | 8,00 | 8,00 | 8,00 | 7,62 | 6,17 | 5,15 | 4,00 |  | | | | | | |
| 33 | 11 t 5x2+1x1 t | 19,4 | 36,7 | 8,00 | 8,00 | 8,00 | 6,67 | 5,39 | 4,50 | | | | | | | | |
| | | | | 8,00 | 8,00 | 8,00 | 7,34 | 5,93 | 4,95 |  | | | | | | | |
| 28 | 10 t 4x2+2x1 t | 18,1 | 34,2 | 8,00 | 8,00 | 8,00 | 6,20 | 5,00 | | | | | | | | | |
| | | | | 8,00 | 8,00 | 8,00 | 6,82 | 5,50 |  | | | | | | | | |

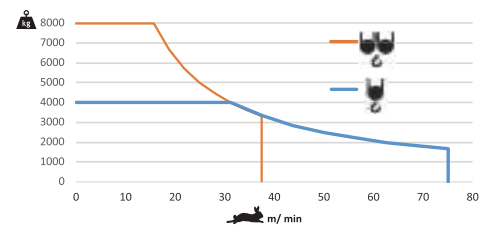



| | | | A (mm) | B (mm) | C (mm) | kg(± 5%) |
|--|---|------|--------|--------|--------|-----------------|
| Jib / Lança / Fleche / Braccio |  | L68 | 11970 | 1900 | 2900 | 5050 |
| / Ausleger / кливер |  | L69 | 11960 | 1160 | 2260 | 1650 |
| |  | L73 | 5230 | 1160 | 2260 | 750 |
| |  | L70 | 6200 | 1160 | 1950 | 680 |
| |  | L56 | 5200 | 1160 | 1930 | 590 |
| |  | L76 | 5180 | 1160 | 1610 | 370 |
| |  | L65 | 5110 | 1160 | 1610 | 330 |
| |  | L66 | 5110 | 1160 | 1610 | 300 |
| |  | L67 | 5110 | 1160 | 1610 | 290 |
| Head turntable / Cabeçote / Pivot |  | RS9 | 2505 | 1700 | 1950 | 4650 |
| / Testa giradischi / Kopfplattenspieler |  | RI9 | 2505 | 1700 | 1950 | 4650 |
| |  | P8 | 2230 | 1300 | 820 | 830 |
| Counter-jib / Contra lança / Contre-flèche |  | CL15 | 3405 | 1320 | 405 | 600 |
| / Gegenausleger / Контр-стрела |  | CL4 | 11400 | 1500 | 500 | 4000 |
| Counterweight / Contrapeso / Contrepoids |  | CP2 | 1160 | 330 | 3140 | 8x2000 16000 |
| / Gegengewicht / Противовес |  | CP3 | 1160 | 165 | 3140 | 2x1000 2000 |
| Tower section / torre / Coupe tour / Sezione torre |  | B1 | 12000 | 1620 | 1620 | 3450 |
| / Turmabschnitt / Секция башни |  | B1 | 6130 | 1620 | 1620 | 1800 |
| |  | B1 | 3195 | 1620 | 1620 | 1070 |
| Climbing tower section |  | B1 | 3195 | 1830 | 1830 | 1100 |
| Foundation anchor / Tramo encastrar / |  | B1 | 1775 | 1600 | 1600 | 650 |
| Base Chassis |  | B1 | 6620 | 500 | 1040 | 2190 |
| |  | | 3120 | 340 | 1040 | 2x980 1960 |
| TOTAL | | | | | | 4150 |
| Base Chassis |  | B1s | 5620 | 500 | 1040 | 1800 |
| |  | | 2710 | 340 | 1040 | 2x900 1800 |
| TOTAL | | | | | | 3600 |




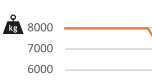
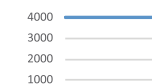
| | | |
|---|---|---|
|  |  |  |
|  | 0 a 1 r.p.m. | 2x6,5 daN.m |
|  | 0 a 60 m/min | 5,5 kW |
|  | 0-10 m/min | 2x4 kW |

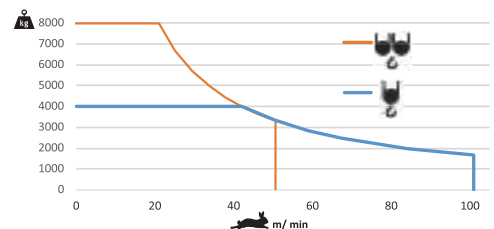



| | | |
|--|---|---|
|  |  |  |
|  | 0 a 75 m/min | 22 kW |
|  | 0 a 37,5 m/min | |



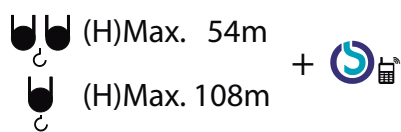
| | |
|--|------------------------|
|  | 48 kVA |
| | 400 V +- 5% (50/60 Hz) |


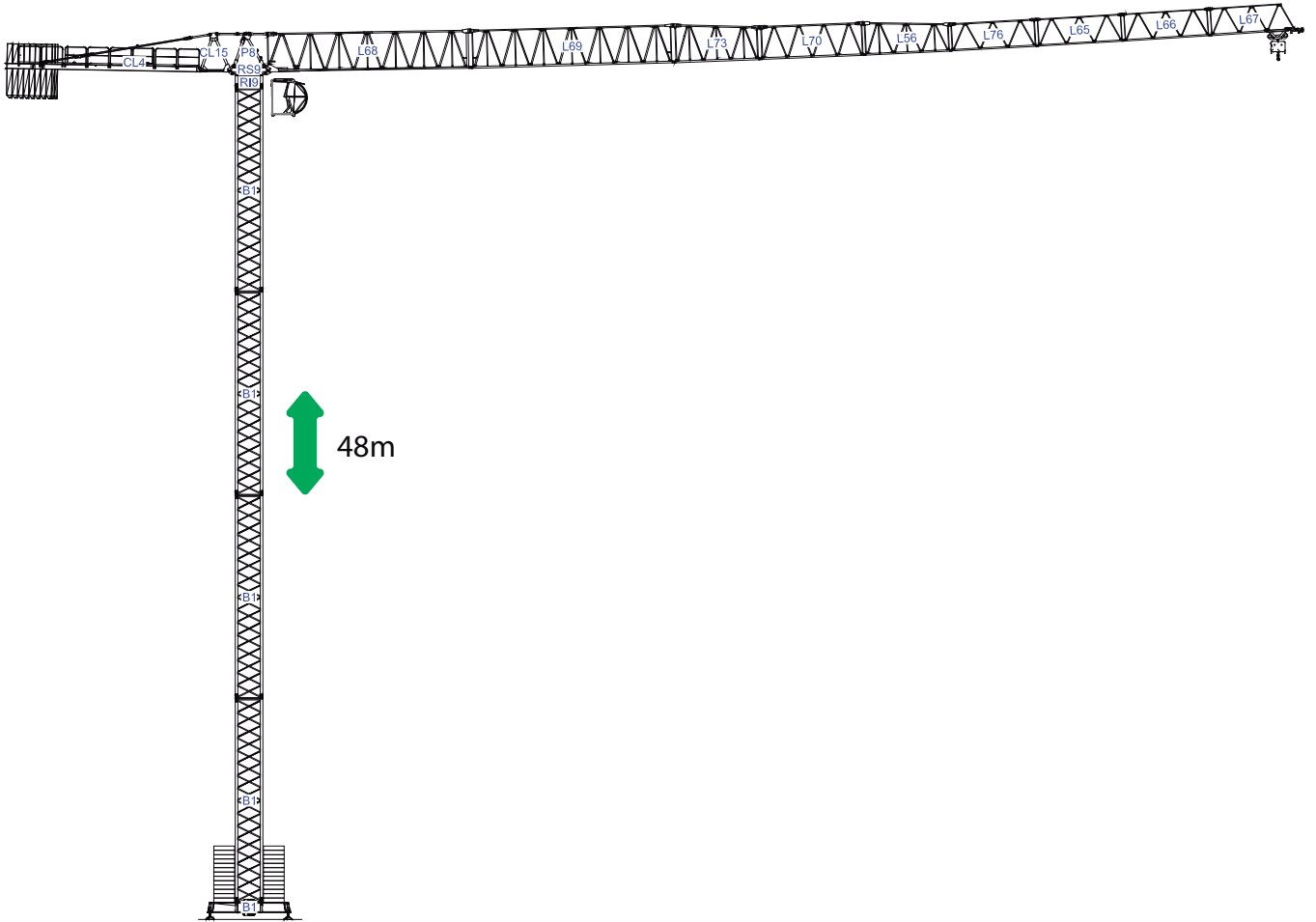
| | | |
|--|---|---|
|  |  |  |
|  | 0 a 94 m/min | 30 kW |
|  | 0 a 47 m/min | |




| | |
|--|------------------------|
|  | 58 kVA |
| | 400 V +- 5% (50/60 Hz) |

Max height of hoist





6x



40' High Cube

