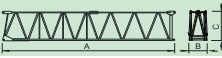


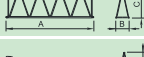
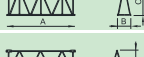

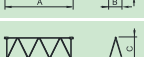
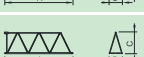



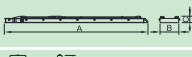



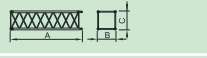

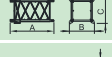

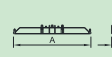
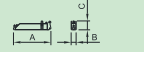

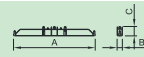
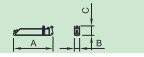






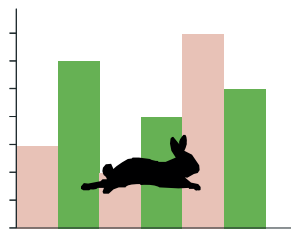






ft				ft													ft
		17,640lb	8,820lb	33	49	59	75	92	108	125	131	148	164	180	197	lb	
197	39,683lb 8x4,409lb + 2x2,204lb	57.9	109.4	17,640	17,640	17,260	13,270	10,710	8,930	7,610	7,170	6,240	5,510	4,920	4,410		
				17,640	17,640	18,990	14,600	11,790	9,820	8,370	7,880	6,860	6,060	5,410	4,850		+
180	37,479lb 8x4,409lb + 1x2,204lb	61.6	116.3	17,640	17,640	17,640	14,180	11,460	9,550	8,160	7,690	6,700	5,930	5,290			
				17,640	17,640	17,640	15,590	12,610	10,500	8,820	8,460	7,370	6,520	5,820		+	
164	37,479lb 8x4,409lb + 1x2,204lb	63.7	120.3	17,640	17,640	17,640	14,700	11,880	9,920	8,470	8,000	6,990	6,170				
				17,640	17,640	17,640	16,180	13,070	10,910	8,820	8,800	7,690	6,790		+		
148	35,274lb 7x4,409lb + 2x2,204lb	66.0	124.7	17,640	17,640	17,640	15,280	12,370	10,320	8,820	8,330	7,280					
				17,640	17,640	17,640	16,810	13,600	11,350	8,820	9,170	8,000		+			
131	33,069lb 7x4,409lb + 1x2,204lb	66.4	125.4	17,640	17,640	17,640	15,390	12,430	10,380	8,820	8,380						
				17,640	17,640	17,640	16,930	13,680	11,420	8,820	8,820		+				
125	28,660lb 6x4,409lb + 1x2,204lb	66.0	124.7	17,640	17,640	17,640	15,280	12,370	10,320	8,820							
				17,640	17,640	17,640	16,810	13,600	11,350	8,820		+					
108	24,251lb 5x4,409lb + 1x2,204lb	63.7	120.3	17,640	17,640	17,640	14,700	11,880	9,920								
				17,640	17,640	17,640	16,180	13,070	10,910		+						
92	22,046lb 4x4,409lb + 2x2,204lb	59.4	112.3	17,640	17,640	17,640	13,670	11,020									
				17,640	17,640	17,640	15,040	12,130		+							
ft																	

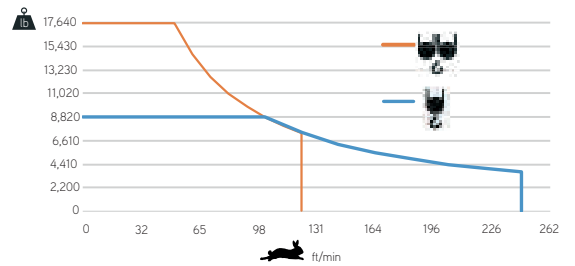



			A (ft)	B (ft)	C (ft)	lb (±5%)
Jib		L68	39.30	6.20	9.50	11,130
		L69	39.20	3.80	7.40	3,640
		L73	17.20	3.80	7.40	1,650
		L70	20.30	3.80	6.40	1,500
		L56	17.10	3.80	6.30	1,300
		L76	17.00	3.80	5.30	820
		L65	16.80	3.80	5.30	730
		L66	16.80	3.80	5.30	660
		L67	16.77	3.80	5.28	660
Head turntable		RS9 RI9	8.20	5.60	6.40	10,250
		P8	7.30	4.30	2.70	1,830
Counter-jib		CL15	11.20	4.30	1.30	1,320
		CL4	37.40	4.90	1.60	8,820
Counterweight		CP2	3.80	1.10	10.30	8x4,410 35,270
		CP3	3.80	0.50	10.30	2x2,200 4,410
Tower section / torre		B1	39.40	5.30	5.30	7,610
		B1	20.10	5.30	5.30	3,970
		B1	10.50	5.30	5.30	2,360
Climbing tower section		B1	10.50	6.00	6.00	2,430
		B1	5.80	5.20	5.20	1,430
Base Chassis		B1	21.70	1.60	3.40	4,830
			10.20	1.10	3.40	2x2,160 4,320
TOTAL						9,150
Base Chassis		B1s	18.40	1.60	3.40	3,970
			8.90	1.10	3.40	2x1,984 3,960
TOTAL						7,930




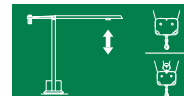
		
	0 a 1 r.p.m.	2x48 ft/lbf
	0 a 196 ft/min	5,5 kW
	0 a 32 ft/min	2x4 kW

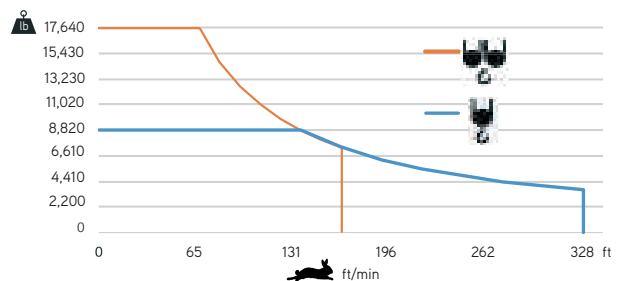



		
	0 a 246 ft/min 0 a 123 ft/min	22 kW






	48 kVA 400 V +- 5% (50/60 Hz)
--	----------------------------------

		
	0 a 330 ft/min 0 a 165 ft/min	30 kW



	58 kVA 400 V +- 5% (50/60 Hz)
--	----------------------------------

Max height of hoist

 (H)Max. 177ft + 
 (H)Max. 354ft

